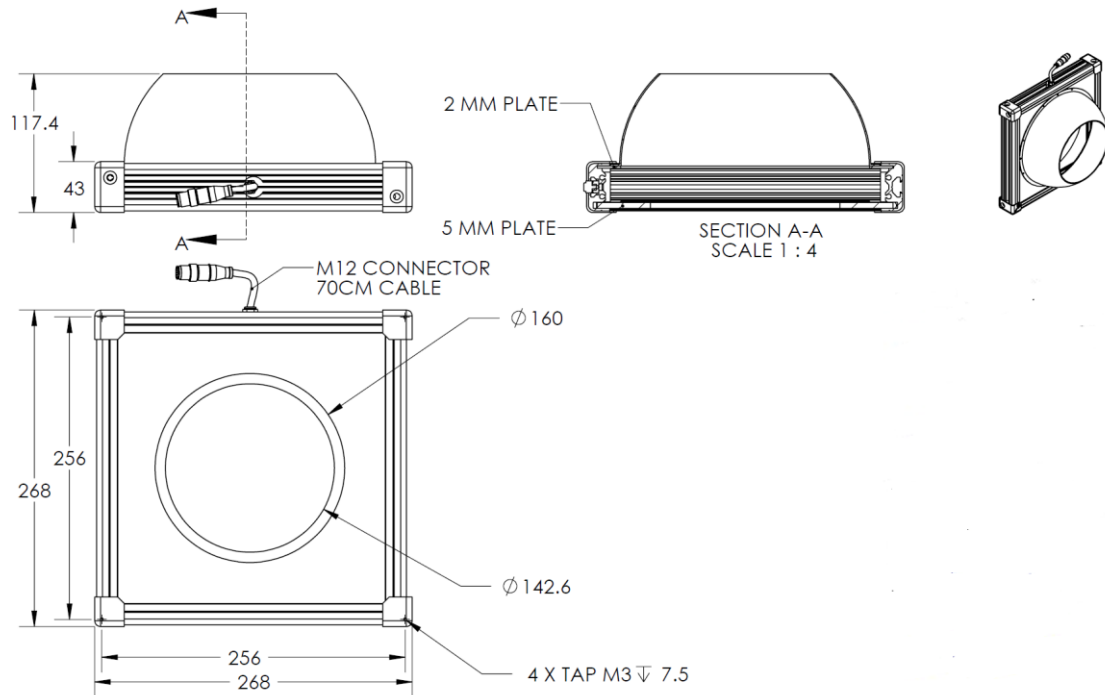


HDLR-00-200-X-G-24V

Lighting Dimension




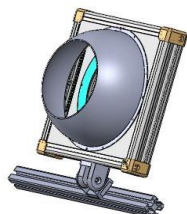
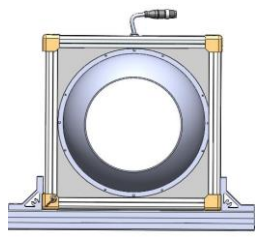

Mechanical Information	
Casing Material	Aluminium
Storage & Operating Temperature Range	Temp 0-60°C, Humidity 20-85%
Weight	2070 g
Outer Dimension	268 x 268 mm
Inner Diameter	142.6 mm
Thickness	117.4 mm



HDLR-00-200-X-G-24V

Optical Information				
Part Number		HDLR-00-200-X-G-24V		
LED Colour		GREEN		
Wavelength	(nm)	525		
Intensity (±15%)	(Lux)	4659	4149	3666
Working Distance	(mm)	87	97	107
Illumination (number of rows)		1		
Illumination Active Area				
Active Outer Diameter	(mm)	160		
Active Inner Diameter	(mm)	142.6		
Emission Angle	(deg.)	0		
Eye Safety Class (IEC62471)		EXEMPT		
Electrical Information				
Lighting Supply Voltage (constant voltage mode)		24V ± 2%		
Continuous Current	(mA)	728		
Power Consumption	(W)	17.47		
Lighting Casing Temperature, Operating after 60 minutes	°C	40.7		
Strobe Mode Specification				
Pulse Operation		YES		
Max. Lighting Supply Voltage (constant voltage power supply)	(V)	Pulsing at 24VDC to 48VDC, 0-10% Duty Cycle Recommended at 36VDC		
Pulse Current, (Max. 10 msec) (constant current power supply)	(mA)	2184		
Max. Trigger Pulse Duration	(msec)	10		
Duty Cycle		0-10%		
Additional Information				
Additional Cooling Method		Attached to machine part for better heat dissipation		
Lifespan in Continuous Mode		20,000 hours (drop to 50% intensity) at 25°C		
Lifespan in Strobe Mode		Est. >50,000 hours (drop to 50% intensity) at 25°C		
Intensity Controller Selection		SD/SDA-Series		
CE Conformity		YES		
RoHS Compliance		YES		
Connection				
Connector Type (default)		M12 5 PIN CONNECTOR (MALE)		
Cable Length (out from lighting)	(mm)	700		
Pin Configuration		Pin	Signal	Cable Colour
		1	24V	BROWN
		2	-	WHITE
		3	GND	BLUE
		4	-	BLACK
		5	-	GRAY
Extension Cable				
Connector Type (default)		M12 5 PIN CONNECTOR (FEMALE)		
Part Number		EXT-FL-M12F-3M-24V		
Cable Length (out from female connector)	(mm)	3000		
Extension Cable (connect to M12 5 Pin Male Connector from lighting)				
Application				
Illumination Type		Angular Dark Field Illumination		
Application Use		Inspecting flat, reflective surfaces		

HDLR-00-200-X-G-24V

Advantages			
Flexible Illuminator	Full Dome Cover		Half Dome Cover
			
Easy Mounting	Join Bracket (Angle Mount)	L Bracket (Vertical Mount)	L-shaped Plate (Horizontal Mount)
			

Uniformity Graph (Relative Irradiation Strength) - Representative Pattern

LENS FOCAL LENGTH, F = 8 mm

CWD = 200 mm

LWD = 50 mm

COLOUR	TOLERANCE	L X W
Orange	± 10 %	105 X 110
Yellow	± 15 %	115 X 120
Green	± 20 %	125 X 120
Blue	± 25 %	135 X 120
Purple	± 30 %	160 X 120

CWD = 250 mm

LWD = 100 mm

COLOUR	TOLERANCE	L X W
Orange	± 10 %	80 X 80
Yellow	± 15 %	95 X 95
Green	± 20 %	110 X 112
Blue	± 25 %	125 X 130
Purple	± 30 %	200 X 150

* Each individual box is 5 X 5 mm.

*Disclaimer : The graphs portrayed are for reference only and does not in any way guarantee the quality of this product.