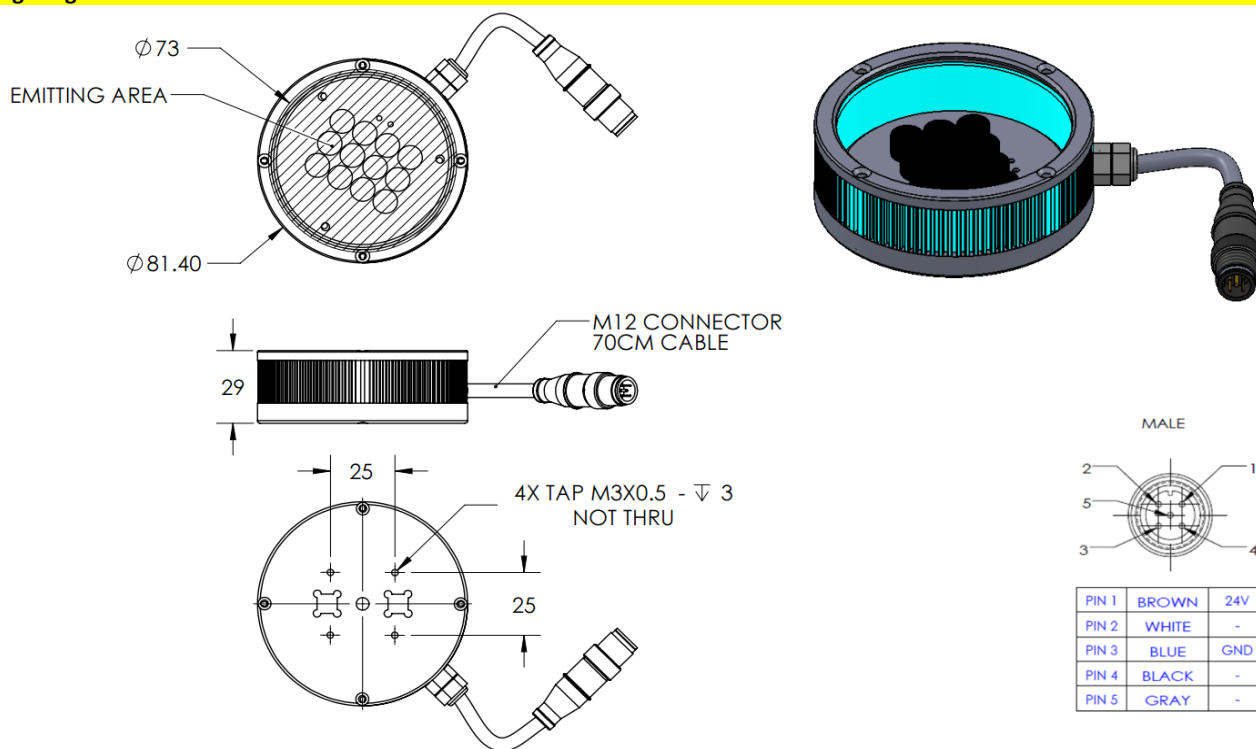


HSBT2-00-080-X-G-24V

Lighting Dimension



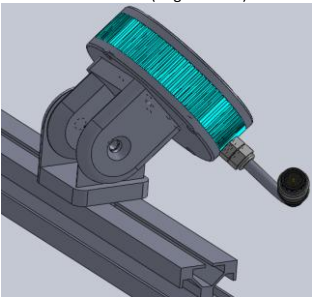
Mechanical Information	
Casing Material	Aluminium
Storage & Operating Temperature Range	Temp 0-60°C, Humidity 20-85%
Weight	220 g
Length / Outer Diameter	81.40 mm
Width / Inner Diameter	-
Thickness / Height	29 mm

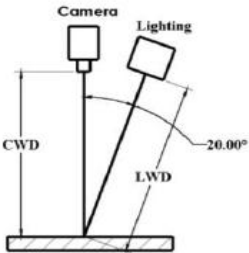
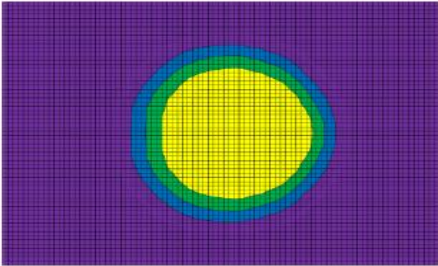


HSBT2-00-080-X-G-24V

Optical Information				
Part Number		HSBT2-00-080-X-G-24V		
LED Colour		GREEN		
Wavelength	(nm)	525		
Intensity (±15%)	(Lux)	12106	10298	8106
Working Distance	(mm)	200	220	250
Illumination (number of rows)		X		
Illumination Active Area				
Active Diameter	(mm)	73		
Emission Angle	(deg.)	0		
Eye Safety Class (IEC62471)		EXEMPT		
Electrical Information				
Lighting Supply Voltage (constant voltage mode)		24V ± 2%		
Continuous Current	(mA)	300		
Power Consumption	(W)	7.2		
Lighting Casing Temperature, Operating after 60 minutes	°C	60.3		
Strobe Mode Specification				
Pulse Operation		YES		
Max. Lighting Supply Voltage (constant voltage power supply)	(V)	Pulsing at 24VDC to 48VDC, 0-10% Duty Cycle Recommended at 36VDC		
Pulse Current, (Max. 10 msec) (constant current power supply)	(mA)	900		
Max. Trigger Pulse Duration	(msec)	10		
Duty Cycle		0-10%		
Additional Information				
Additional Cooling Method		Attached to machine part for better heat dissipation		
Intensity Controller Selection		SD / SDA-Series		
CE Conformity		YES		
RoHS Compliance		YES		
Connection				
Connector Type (default)		M12 5 PIN CONNECTOR (MALE)		
Cable Length (out from lighting)	(mm)	700		
Pin Configuration		Pin	Signal	Cable Colour
		1	24V	BROWN
		2	-	WHITE
		3	GND	BLUE
		4	-	BLACK
		5	-	GRAY
Extension Cable				
Connector Type (default)		M12 5 PIN CONNECTOR (FEMALE)		
Part Number		EXT-FL-M12F-3M-24V		
Cable Length (out from female connector)	(mm)	3000		
Extension Cable (connect to M12 5 Pin Male Connector from lighting)				
Application				
Illumination Type		Spot Light		
Application Use		Inspecting alignment of LCDs or circuit boards, light source for telecentric lens, dimension measuring and spot illumination, wafer inspection		

HSBT2-00-080-X-G-24V

Advantages	
Easy Mounting	<p>Join Bracket (Angle Mount)</p> 

Uniform Graph (Relative Irradiation Strength) - Representative pattern																	
<p>LENS FOCAL LENGTH, F = 6 mm</p> <p>CWD = 400 mm LWD = 400 mm Lighting Angle = 20°</p> <table border="1"> <thead> <tr> <th>COLOUR</th><th>TOLERANCE</th><th>L X W</th></tr> </thead> <tbody> <tr> <td>Yellow</td><td>± 15 %</td><td>150 X 160</td></tr> <tr> <td>Green</td><td>± 20 %</td><td>177 X 190</td></tr> <tr> <td>Blue</td><td>± 25 %</td><td>205 X 220</td></tr> <tr> <td>Purple</td><td>± 30 %</td><td>430 X 320</td></tr> </tbody> </table>	COLOUR	TOLERANCE	L X W	Yellow	± 15 %	150 X 160	Green	± 20 %	177 X 190	Blue	± 25 %	205 X 220	Purple	± 30 %	430 X 320		 <p>* Each individual box is 5 X 5 mm.</p>
COLOUR	TOLERANCE	L X W															
Yellow	± 15 %	150 X 160															
Green	± 20 %	177 X 190															
Blue	± 25 %	205 X 220															
Purple	± 30 %	430 X 320															
<p>*Disclaimer : The graph portrayed is for reference only and does not in any way guarantee the quality of this product.</p>																	