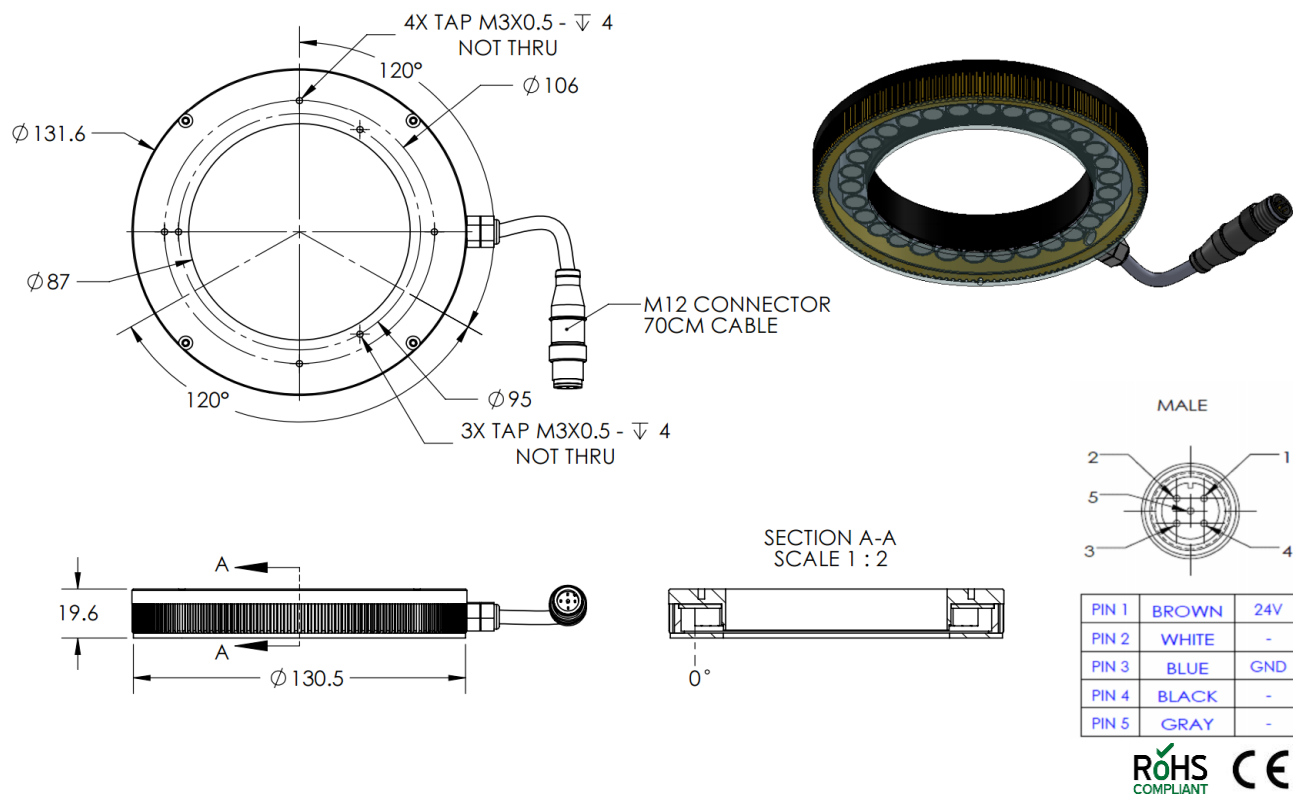


## HLSW-00-130-1-R-24V

### Lighting Dimension



Mechanical Information	
Casing Material	Aluminium
Storage & Operating Temperature Range	Temp 0-60°C, Humidity 20-85%
Weight	240 g
Length / Outer Diameter	131.6 mm
Width / Inner Diameter	87 mm
Thickness / Height	19.6 mm



## HLSW-00-130-1-R-24V

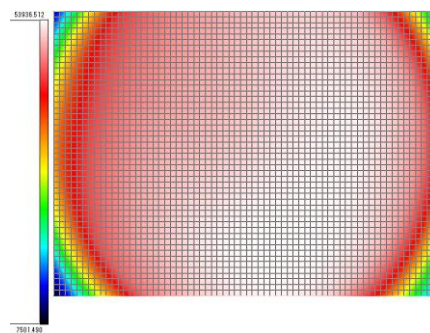
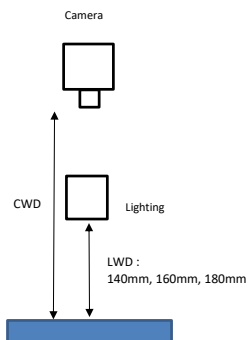
Optical Information				
Part Number		HLSW-00-130-1-R-24V		
LED Colour		RED		
Wavelength	(nm)	630		
Intensity ( ±15%)	(Lux)	4260	4080	4050
Working Distance	(mm)	126	136	146
Illumination (number of rows)		1		
Illumination Active Area				
Active Length	(mm)	119.5		
Active Width	(mm)	88.6		
Emission Angle	(deg.)	0		
Eye Safety Class ( IEC62471)		EXEMPT		
Electrical Information				
Lighting Supply Voltage (constant voltage mode)		24V ± 2%		
Continuous Current	(mA)	450		
Power Consumption	(W)	10.8		
Lighting Casing Temperature, Operating after 60 minutes	°C	68		
Strobe Mode Specification				
Pulse Operation		YES		
Max. Lighting Supply Voltage (constant voltage power supply)	(V)	Pulsing at 24VDC to 48VDC, 0-10% Duty Cycle Recommended at 36VDC		
Pulse Current, (Max. 10 msec) (constant current power supply)	(mA)	1350		
Max. Trigger Pulse Duration	(msec)	10		
Duty Cycle		0-10%		
Additional Information				
Additional Cooling Method		Attached to machine part for better heat dissipation		
Intensity Controller Selection		SD/SDA-Series		
CE Conformity		YES		
RoHS Compliance		YES		
Connection				
Connector Type (default)		M12 5 PIN CONNECTOR (MALE)		
Cable Length (out from lighting)	( mm )	700		
Pin Configuration		Pin	Signal	Cable Colour
		1	24V	BROWN
		2	-	WHITE
		3	GND	BLUE
		4	-	BLACK
		5	-	GRAY
Extension Cable				
Connector Type (default)		M12 5 PIN CONNECTOR (FEMALE)		
Part Number		EXT-FL-M12F-3M-24V		
Cable Length (out from female connector)	(mm)	3000		
Extension Cable (connect to M12 5 Pin Male Connector from lighting)				
Application				
Illumination Type		Direct Illumination		
Application Use		substrate inspection, label inspection, flat surface, fiducially recognition.		

## HLSW-00-130-1-R-24V

### Uniform Graph ( Relative Irradiation Strength) - Representative pattern

Lens focal length,  $f = \infty$   
 CWD = 340mm  
 LWD = 140mm, 160mm, 180mm  
 Lighting angle: 0°

Tolerance %	L X W
10%	77 X 100
20%	106 X 100
30%	117 X 100
40%	124 X 100



\* 1 cell = 2mm x 2mm