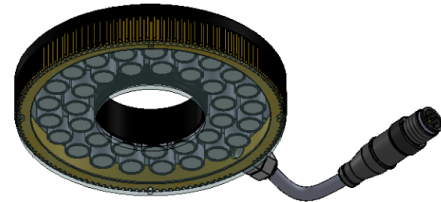
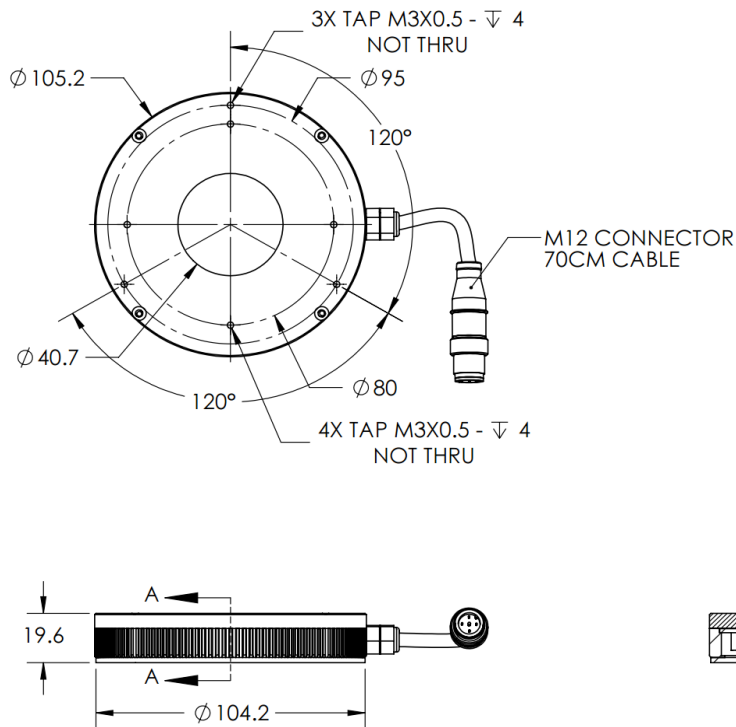
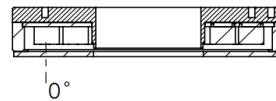


HLSW-00-100-2-R-24V

Lighting Dimension



SECTION A-A
SCALE 1 : 2



MALE		
2	1	
5	4	
3		
PIN 1	BROWN	24V
PIN 2	WHITE	-
PIN 3	BLUE	GND
PIN 4	BLACK	-
PIN 5	GRAY	-



Mechanical Information	
Casing Material	Aluminium
Storage & Operating Temperature Range	Temp 0-60°C, Humidity 20-85%
Weight	260 g
Length / Outer Diameter	105.2 mm
Width / Inner Diameter	40.7 mm
Thickness / Height	19.6 mm



HLSW-00-100-2-R-24V

Optical Information				
Part Number		HLSW-00-100-2-R-24V		
LED Colour		RED		
Wavelength	(nm)	630		
Intensity (±15%)	(Lux)	12680	13060	12320
Working Distance	(mm)	76	91	107
Illumination (number of rows)		2		
Illumination Active Area				
Active Length	(mm)	93.2		
Active Width	(mm)	42.3		
Emission Angle	(deg.)	0		
Eye Safety Class (IEC62471)		EXEMPT		
Electrical Information				
Lighting Supply Voltage (constant voltage mode)		24V ± 2%		
Continuous Current	(mA)	480		
Power Consumption	(W)	11.52		
Lighting Casing Temperature, Operating after 60 minutes	°C	50.2		
Strobe Mode Specification				
Pulse Operation		YES		
Max. Lighting Supply Voltage (constant voltage power supply)	(V)	Pulsing at 24VDC to 48VDC, 0-10% Duty Cycle Recommended at 36VDC		
Pulse Current, (Max. 10 msec) (constant current power supply)	(mA)	1440		
Max. Trigger Pulse Duration	(msec)	10		
Duty Cycle		0-10%		
Additional Information				
Additional Cooling Method		Attached to machine part for better heat dissipation		
Intensity Controller Selection		SD/SDA-Series		
CE Conformity		YES		
RoHS Compliance		YES		
Connection				
Connector Type (default)		M12 5 PIN CONNECTOR (MALE)		
Cable Length (out from lighting)	(mm)	700		
Pin Configuration		Pin	Signal	Cable Colour
		1	24V	BROWN
		2	-	WHITE
		3	GND	BLUE
		4	-	BLACK
		5	-	GRAY
Extension Cable				
Connector Type (default)		M12 5 PIN CONNECTOR (FEMALE)		
Part Number		EXT-FL-M12F-3M-24V		
Cable Length (out from female connector)	(mm)	3000		
Extension Cable (connect to M12 5 Pin Male Connector from lighting)				
Application				
Illumination Type		Direct Illumination		
Application Use		substrate inspection, label inspection, flat surface, fiducially recognition.		

HLSW-00-100-2-R-24V

Uniform Graph (Relative Irradiation Strength) - Representative pattern

Lens focal length, $f = \infty$
 CWD = 230mm
 LWD = 90mm, 110mm, 130mm
 Lighting angle: 0°

Tolerance %	L X W
10%	23 X 30
20%	42 X 37
30%	45 X 38
40%	47 X 38

