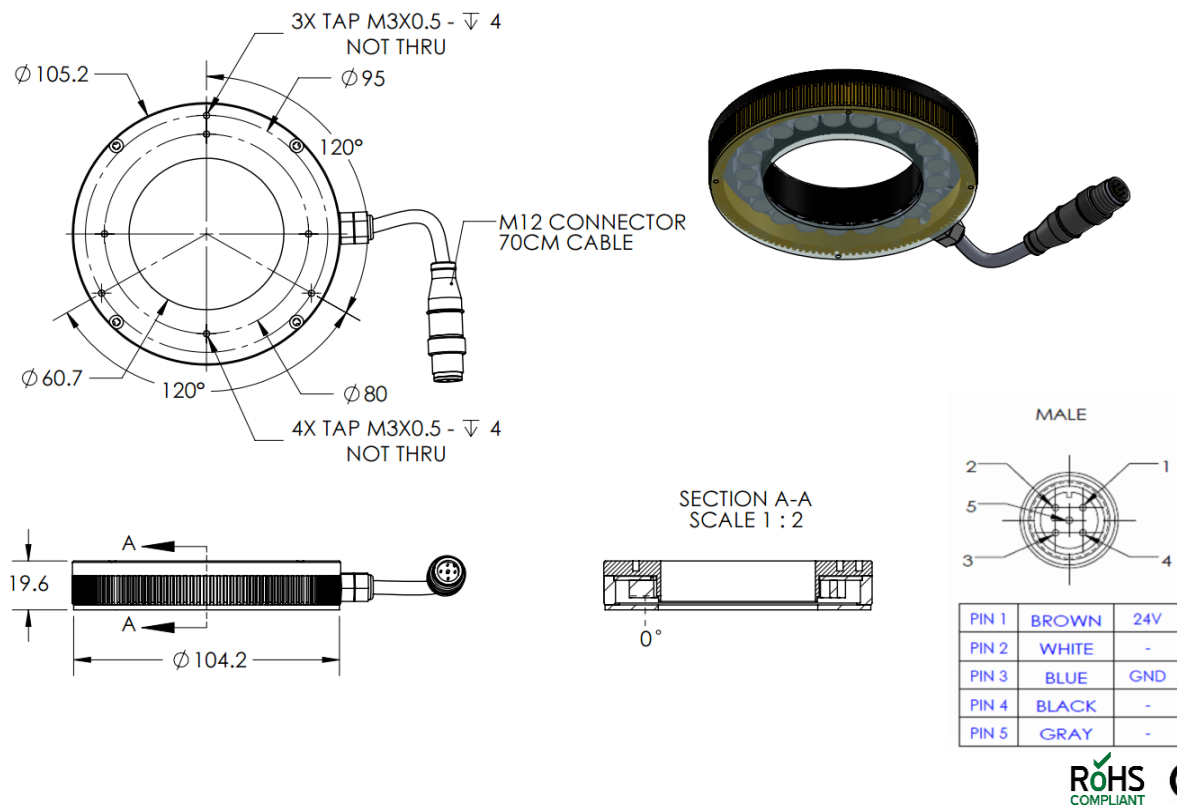


HLSW-00-100-1-B-24V

Lighting Dimension



Mechanical Information	
Casing Material	Aluminium
Storage & Operating Temperature Range	Temp 0-60°C, Humidity 20-85%
Weight	220 g
Length / Outer Diameter	105.2 mm
Width / Inner Diameter	60.7 mm
Thickness / Height	19.6 mm



HLSW-00-100-1-B-24V

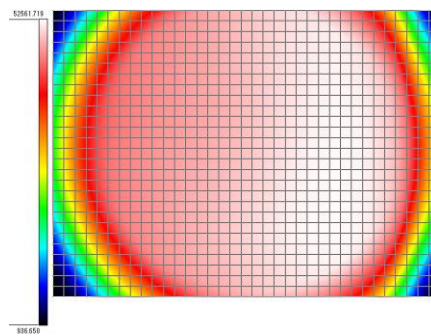
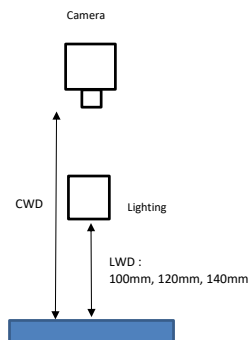
Optical Information				
Part Number		HLSW-00-100-1-B-24V		
LED Colour		BLUE		
Wavelength	(nm)	470		
Intensity (±15%)	(Lux)	27100	26600	26100
Working Distance	(mm)	90	100	110
Illumination (number of rows)		1		
Illumination Active Area				
Active Length	(mm)	93.2		
Active Width	(mm)	62.3		
Emission Angle	(deg.)	0		
Eye Safety Class (IEC62471)		II		
Electrical Information				
Lighting Supply Voltage (constant voltage mode)		24V ± 2%		
Continuous Current	(mA)	315		
Power Consumption	(W)	7.56		
Lighting Casing Temperature, Operating after 60 minutes	°C	52.5		
Strobe Mode Specification				
Pulse Operation		YES		
Max. Lighting Supply Voltage (constant voltage power supply)	(V)	Pulsing at 24VDC to 48VDC, 0-10% Duty Cycle Recommended at 36VDC		
Pulse Current, (Max. 10 msec) (constant current power supply)	(mA)	945		
Max. Trigger Pulse Duration	(msec)	10		
Duty Cycle		0-10%		
Additional Information				
Additional Cooling Method		Attached to machine part for better heat dissipation		
Intensity Controller Selection		SD/SDA-Series		
CE Conformity		YES		
RoHS Compliance		YES		
Connection				
Connector Type (default)		M12 5 PIN CONNECTOR (MALE)		
Cable Length (out from lighting)	(mm)	700		
Pin Configuration		Pin	Signal	Cable Colour
		1	24V	BROWN
		2	-	WHITE
		3	GND	BLUE
		4	-	BLACK
		5	-	GRAY
Extension Cable				
Connector Type (default)		M12 5 PIN CONNECTOR (FEMALE)		
Part Number		EXT-FL-M12F-3M-24V		
Cable Length (out from female connector)	(mm)	3000		
Extension Cable (connect to M12 5 Pin Male Connector from lighting)				
Application				
Illumination Type		Direct Illumination		
Application Use		substrate inspection, label inspection, flat surface, fiducially recognition.		

HLSW-00-100-1-B-24V

Uniform Graph (Relative Irradiation Strength) - Representative pattern

Lens focal length, $f = \infty$
 CWD = 428mm
 LWD = 100mm, 120mm, 140mm
 Lighting angle: 0°

Tolerance %	L X W
10%	24 X 52
20%	40 X 53
30%	46 X 53
40%	50 X 53



* 1 cell = 2mm x 2mm