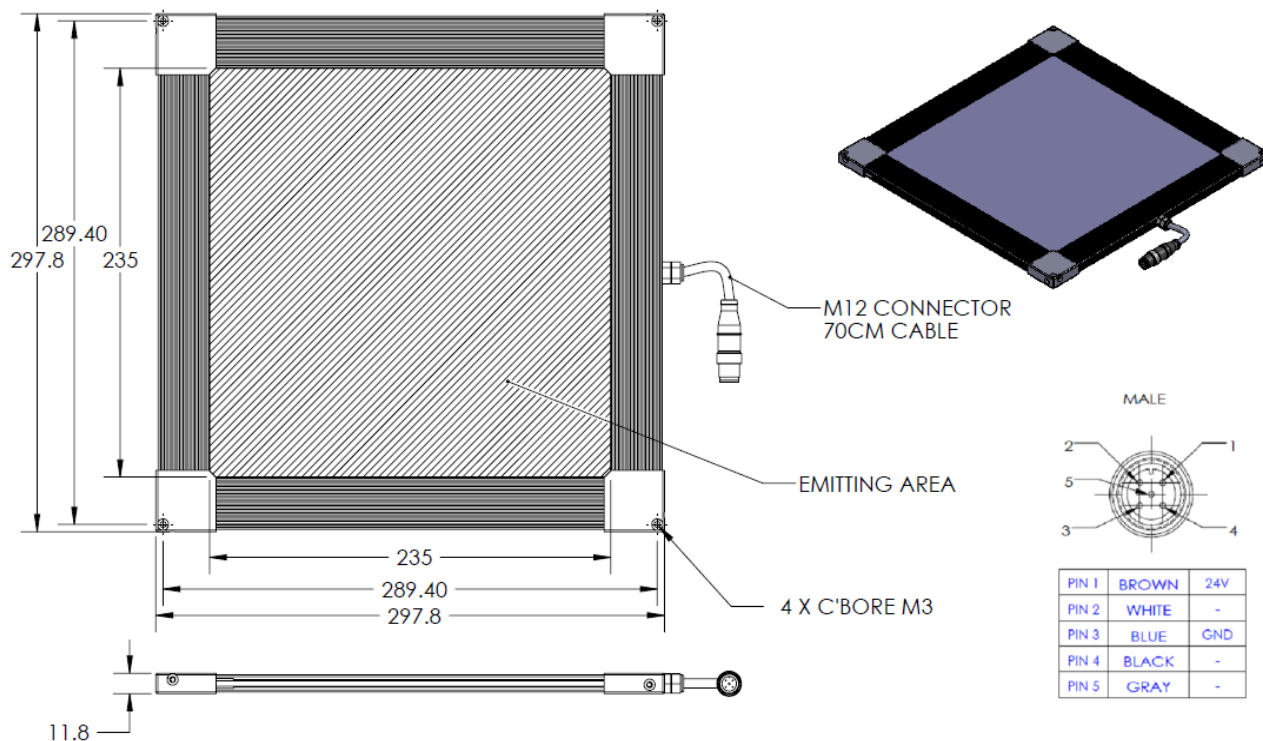


BHD2-00-235X235-1-W-24V

Lighting Dimension




Mechanical Information	
Casing Material	Aluminium
Storage & Operating Temperature Range	Temp 0-60°C, Humidity 20-85%
Weight	1620 g
Length / Outer Diameter	297.8 mm
Width / Inner Diameter	297.8 mm
Thickness / Height	11.8 mm




BHD2-00-235X235-1-W-24V

Optical Information																															
Part Number		BHD2-00-235X235-1-W-24V																													
LED Colour		WHITE																													
Wavelength	(nm)	*Refer to the Chromaticity Table below																													
Intensity (±15%)	(Lux)	18720					16320					13500																			
Working Distance	(mm)	5					15					30																			
Illumination (number of rows)		1																													
Illumination Active Area																															
Active Length	(mm)	235																													
Active Width	(mm)	235																													
Emission Angle	(deg.)	0																													
Eye Safety Class (IEC62471)		EXEMPT																													
*CHROMATICITY TABLE		<table><tr><td>X</td><td>0.296</td><td>0.287</td><td>0.307</td><td>0.311</td></tr><tr><td>Y</td><td>0.276</td><td>0.295</td><td>0.315</td><td>0.294</td></tr></table>					X	0.296	0.287	0.307	0.311	Y	0.276	0.295	0.315	0.294	<table><tr><td>X</td><td>0.311</td><td>0.307</td><td>0.33</td><td>0.33</td></tr><tr><td>Y</td><td>0.294</td><td>0.315</td><td>0.339</td><td>0.318</td></tr></table>					X	0.311	0.307	0.33	0.33	Y	0.294	0.315	0.339	0.318
		X	0.296	0.287	0.307	0.311																									
Y	0.276	0.295	0.315	0.294																											
X	0.311	0.307	0.33	0.33																											
Y	0.294	0.315	0.339	0.318																											
Electrical Information																															
Lighting Supply Voltage (constant voltage mode)		24V ± 2%																													
Continuous Current	(mA)	600																													
Power Consumption	(W)	14.4																													
Lighting Casing Temperature, Operating after 60 minutes	°C	46.8																													
Strobe Mode Specification																															
Pulse Operation		YES																													
Max. Lighting Supply Voltage (constant voltage power supply)	(V)	Pulsing at 24VDC to 48VDC, 0-10% Duty Cycle Recommended at 36VDC																													
Pulse Current, (Max. 10 msec) (constant current power supply)	(mA)	1800																													
Max. Trigger Pulse Duration	(msec)	10																													
Duty Cycle		0-10%																													
Additional Information																															
Additional Cooling Method		Attached to machine part for better heat dissipation																													
Intensity Controller Selection		SD/SDA-Series																													
CE Conformity		YES																													
RoHS Compliance		YES																													
Connection																															
Connector Type (default)		M12 5 PIN CONNECTOR (MALE)																													
Cable Length (out from lighting)	(mm)	700																													
Pin Configuration		Pin	Signal					Cable Colour																							
		1	24V					BROWN																							
		2	-					WHITE																							
		3	GND					BLUE																							
		4	-					BLACK																							
		5	-					GRAY																							
Extension Cable																															
Connector Type (default)		M12 5 PIN CONNECTOR (FEMALE)																													
Part Number		EXT-FL-M12F-3M-24V																													
Cable Length (out from female connector)	(mm)	3000																													
Extension Cable (connect to M12 5 Pin Male Connector from lighting)																															
Application																															
Illumination Type		Backlight Illumination																													
Application Use		Lead frame inspection, shape recognition, size measurement																													

BHD2-00-235X235-1-W-24V

Advantages	
Easy Mounting	

Uniform Graph (Relative Irradiation Strength) - Representative pattern																							
	<table border="1"> <thead> <tr> <th>COLOUR</th><th>TOLERANCE</th><th>L X W</th></tr> </thead> <tbody> <tr> <td>Red</td><td>± 5 %</td><td>203 X 205</td></tr> <tr> <td>Orange</td><td>± 10 %</td><td>220 X 222</td></tr> <tr> <td>Yellow</td><td>± 15 %</td><td>223 X 226</td></tr> <tr> <td>Green</td><td>± 20 %</td><td>230 X 230</td></tr> <tr> <td>Blue</td><td>± 25 %</td><td>235 X 235</td></tr> <tr> <td>Purple</td><td>± 30 %</td><td>235 X 235</td></tr> </tbody> </table>	COLOUR	TOLERANCE	L X W	Red	± 5 %	203 X 205	Orange	± 10 %	220 X 222	Yellow	± 15 %	223 X 226	Green	± 20 %	230 X 230	Blue	± 25 %	235 X 235	Purple	± 30 %	235 X 235	
COLOUR	TOLERANCE	L X W																					
Red	± 5 %	203 X 205																					
Orange	± 10 %	220 X 222																					
Yellow	± 15 %	223 X 226																					
Green	± 20 %	230 X 230																					
Blue	± 25 %	235 X 235																					
Purple	± 30 %	235 X 235																					