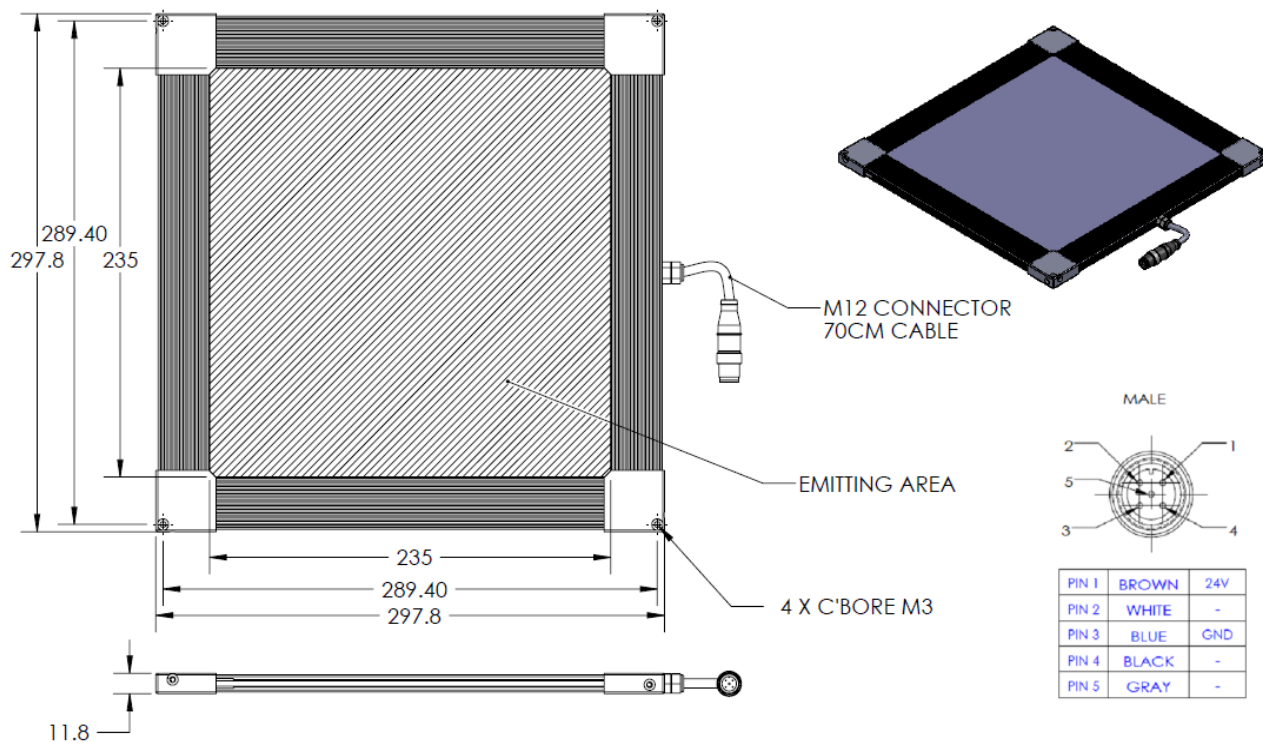


## BHD2-00-235X235-1-B-24V

### Lighting Dimension




Mechanical Information	
Casing Material	Aluminium
Storage & Operating Temperature Range	Temp 0-60°C, Humidity 20-85%
Weight	1620 g
Length / Outer Diameter	297.8 mm
Width / Inner Diameter	297.8 mm
Thickness / Height	11.8 mm




## BHD2-00-235X235-1-B-24V

Optical Information				
Part Number		BHD2-00-235X235-1-B-24V		
LED Colour		BLUE		
Wavelength	(nm)	470		
Intensity ( ±15%)	(Lux)	6642	5790	4790
Working Distance	(mm)	5	15	30
Illumination (number of rows)		1		
Illumination Active Area				
Active Length	(mm)	235		
Active Width	(mm)	235		
Emission Angle	(deg.)	0		
Eye Safety Class ( IEC62471)		II		
Electrical Information				
Lighting Supply Voltage (constant voltage mode)		24V ± 2%		
Continuous Current	(mA)	600		
Power Consumption	(W)	14.4		
Lighting Casing Temperature, Operating after 60 minutes	°C	46.8		
Strobe Mode Specification				
Pulse Operation		YES		
Max. Lighting Supply Voltage (constant voltage power supply)	(V)	Pulsing at 24VDC to 48VDC, 0-10% Duty Cycle Recommended at 36VDC		
Pulse Current, (Max. 10 msec) (constant current power supply)	(mA)	1800		
Max. Trigger Pulse Duration	(msec)	10		
Duty Cycle		0-10%		
Additional Information				
Additional Cooling Method		Attached to machine part for better heat dissipation		
Intensity Controller Selection		SD/SDA-Series		
CE Conformity		YES		
RoHS Compliance		YES		
Connection				
Connector Type (default)		M12 5 PIN CONNECTOR (MALE)		
Cable Length (out from lighting)	( mm )	700		
Pin Configuration		Pin	Signal	Cable Colour
		1	24V	BROWN
		2	-	WHITE
		3	GND	BLUE
		4	-	BLACK
		5	-	GRAY
Extension Cable				
Connector Type (default)		M12 5 PIN CONNECTOR (FEMALE)		
Part Number		EXT-FL-M12F-3M-24V		
Cable Length (out from female connector)	(mm)	3000		
Extension Cable (connect to M12 5 Pin Male Connector from lighting)				
Application				
Illumination Type		Backlight Illumination		
Application Use		Lead frame inspection, shape recognition, size measurement		

## BHD2-00-235X235-1-B-24V

Advantages	
Easy Mounting	

Uniform Graph ( Relative Irradiation Strength) - Representative pattern																							
	<table border="1"> <thead> <tr> <th>COLOUR</th><th>TOLERANCE</th><th>L X W</th></tr> </thead> <tbody> <tr> <td>Red</td><td>± 5 %</td><td>203 X 205</td></tr> <tr> <td>Orange</td><td>± 10 %</td><td>220 X 222</td></tr> <tr> <td>Yellow</td><td>± 15 %</td><td>223 X 226</td></tr> <tr> <td>Green</td><td>± 20 %</td><td>230 X 230</td></tr> <tr> <td>Blue</td><td>± 25 %</td><td>235 X 235</td></tr> <tr> <td>Purple</td><td>± 30 %</td><td>235 X 235</td></tr> </tbody> </table>	COLOUR	TOLERANCE	L X W	Red	± 5 %	203 X 205	Orange	± 10 %	220 X 222	Yellow	± 15 %	223 X 226	Green	± 20 %	230 X 230	Blue	± 25 %	235 X 235	Purple	± 30 %	235 X 235	
COLOUR	TOLERANCE	L X W																					
Red	± 5 %	203 X 205																					
Orange	± 10 %	220 X 222																					
Yellow	± 15 %	223 X 226																					
Green	± 20 %	230 X 230																					
Blue	± 25 %	235 X 235																					
Purple	± 30 %	235 X 235																					