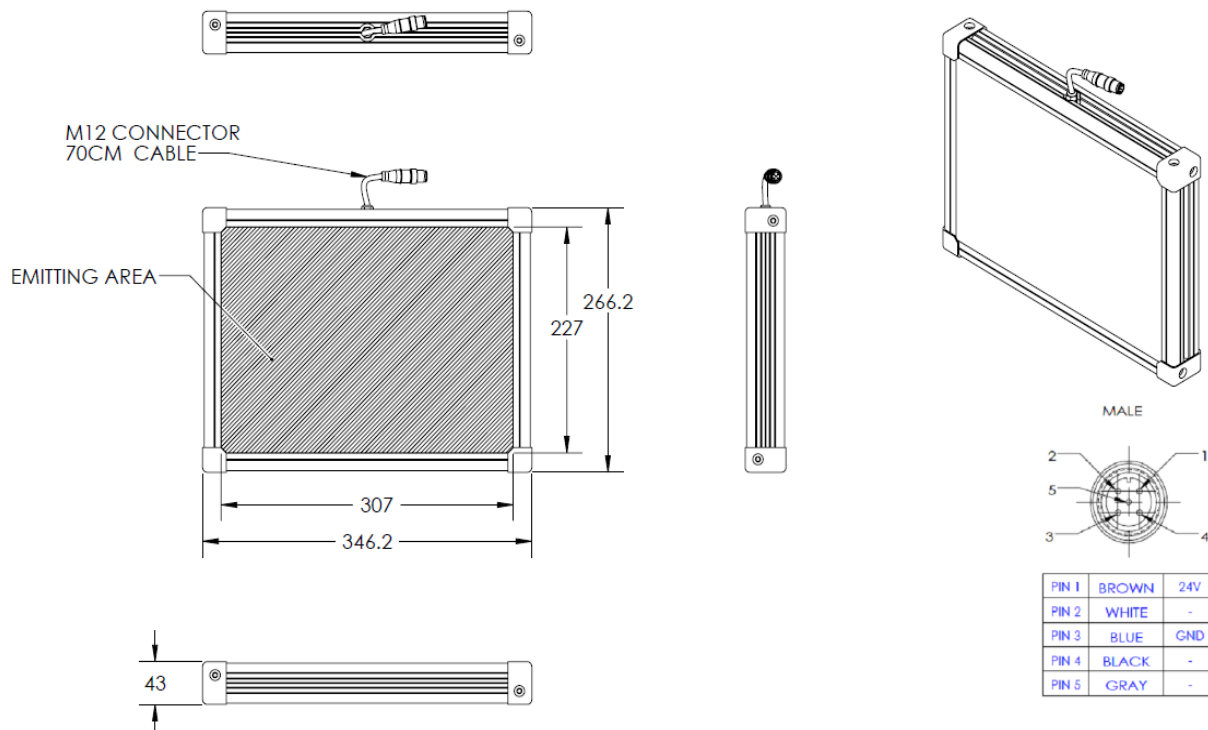


## HBBX-00-240X320-X-W-24V

### Lighting Dimension



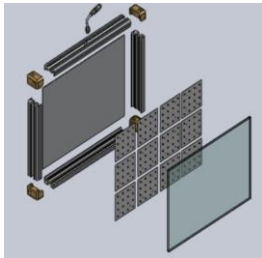
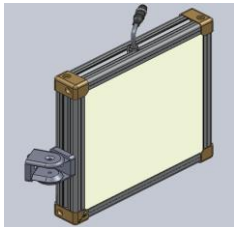
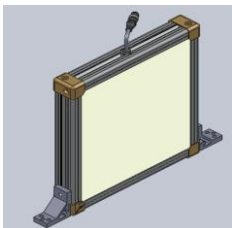
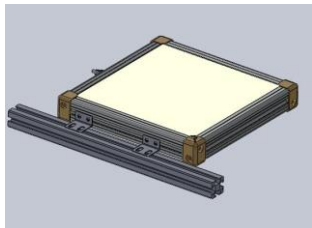
Mechanical Information	
Casing Material	Aluminium
Storage & Operating Temperature Range	Temp 0-60°C, Humidity 20-85%
Weight	2280 g
Length / Outer Diameter	346.2 mm
Width / Inner Diameter	266.2 mm
Thickness / Height	43 mm



## HBBX-00-240X320-X-W-24V

Optical Information																															
Part Number		HBBX-00-240X320-X-W-24V																													
LED Colour		WHITE																													
Wavelength	(nm)	*Refer to the Chromaticity Table below																													
Intensity ( ±15%)	(Lux)	27120					25560					24120																			
Working Distance	(mm)	10					20					30																			
Illumination (number of rows)		X																													
Illumination Active Area																															
Active Length	(mm)	307																													
Active Width	(mm)	227																													
Emission Angle	(deg.)	0																													
Eye Safety Class ( IEC62471)		EXEMPT																													
*CHROMATICITY TABLE		<table><tr><td>X</td><td>0.296</td><td>0.287</td><td>0.307</td><td>0.311</td></tr><tr><td>Y</td><td>0.276</td><td>0.295</td><td>0.315</td><td>0.294</td></tr></table>					X	0.296	0.287	0.307	0.311	Y	0.276	0.295	0.315	0.294	<table><tr><td>X</td><td>0.311</td><td>0.307</td><td>0.33</td><td>0.33</td></tr><tr><td>Y</td><td>0.294</td><td>0.315</td><td>0.339</td><td>0.318</td></tr></table>					X	0.311	0.307	0.33	0.33	Y	0.294	0.315	0.339	0.318
X	0.296	0.287	0.307	0.311																											
Y	0.276	0.295	0.315	0.294																											
X	0.311	0.307	0.33	0.33																											
Y	0.294	0.315	0.339	0.318																											
Electrical Information																															
Lighting Supply Voltage (constant voltage mode)		24V ± 2%																													
Continuous Current	(mA)	1500																													
Power Consumption	(W)	36																													
Lighting Casing Temperature, Operating after 60 minutes	°C	55.6																													
Strobe Mode Specification																															
Pulse Operation		YES																													
Max. Lighting Supply Voltage (constant voltage power supply)	(V)	Pulsing at 24VDC to 48VDC, 0-10% Duty Cycle Recommended at 36VDC																													
Pulse Current, (Max. 10 msec) (constant current power supply)	(mA)	4500																													
Max. Trigger Pulse Duration	(msec)	10																													
Duty Cycle		0-10%																													
Additional Information																															
Additional Cooling Method		Attached to machine part for better heat dissipation																													
Intensity Controller Selection		SD/SDA-Series																													
CE Conformity		YES																													
RoHS Compliance		YES																													
Connection																															
Connector Type (default)		M12 5 PIN CONNECTOR (MALE)																													
Cable Length (out from lighting)	( mm )	700																													
Pin Configuration		Pin	Signal				Cable Colour																								
		1	24V				BROWN																								
		2	-				WHITE																								
		3	GND				BLUE																								
		4	-				BLACK																								
		5	-				GRAY																								
Extension Cable																															
Connector Type (default)		M12 5 PIN CONNECTOR (FEMALE)																													
Part Number		EXT-FL-M12F-3M-24V																													
Cable Length (out from female connector)	(mm)	3000																													
Extension Cable (connect to M12 5 Pin Male Connector from lighting)																															
Application																															
Illumination Type		Backlight Illumination																													
Application Use		Lead frame inspection, shape recognition, size measurement																													

## HBBX-00-240X320-X-W-24V

Advantages	
PCBA Cascade	
Easy Mounting	Join Bracket (Angle Mount) 
	L Bracket (Vertical Mount) 
	L-shaped Plate (Horizontal Mount) 

Uniform Graph ( Relative Irradiation Strength) - Representative pattern		