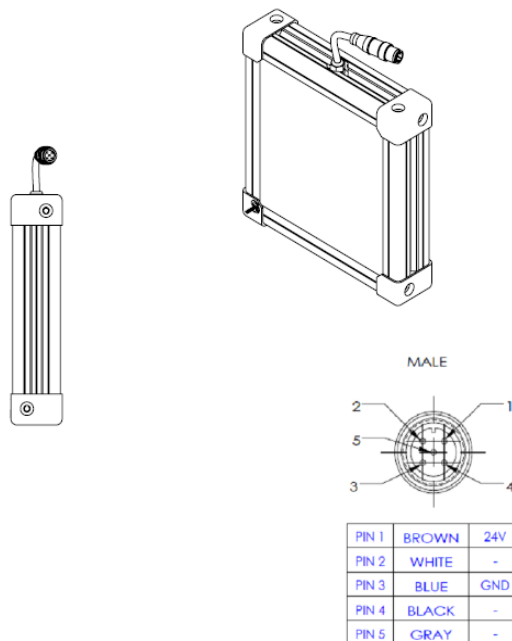
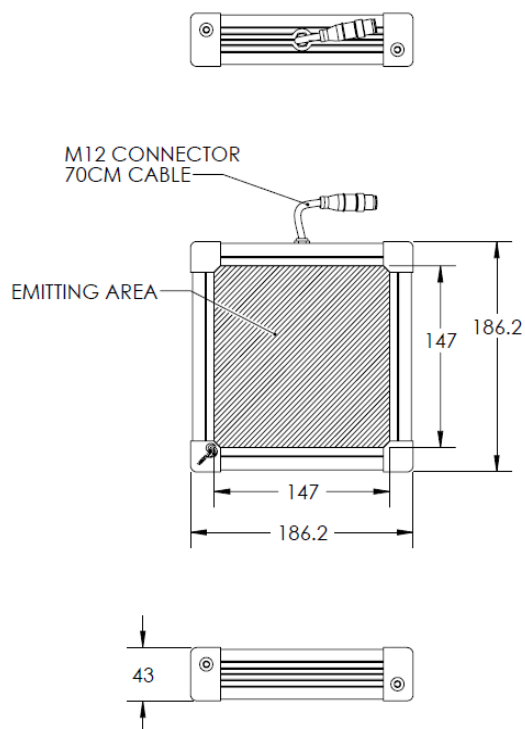


## HBBX-00-160X160-X-B-24V

### Lighting Dimension



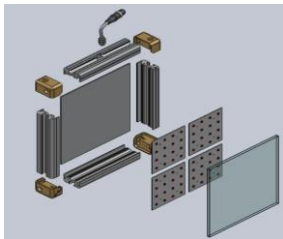
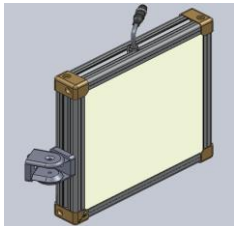
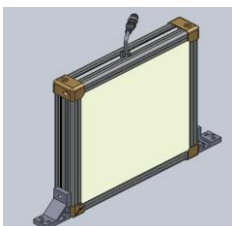
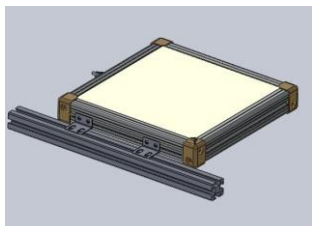
Mechanical Information	
Casing Material	Aluminium
Storage & Operating Temperature Range	Temp 0-60°C, Humidity 20-85%
Weight	1170 g
Length / Outer Diameter	186.2 mm
Width / Inner Diameter	186.2 mm
Thickness / Height	43 mm

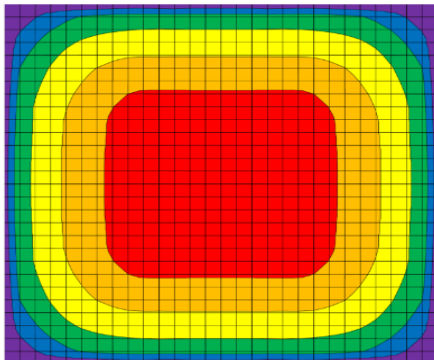


## HBBX-00-160X160-X-B-24V

Optical Information				
Part Number		HBBX-00-160X160-X-B-24V		
LED Colour		BLUE		
Wavelength	(nm)	470		
Intensity ( ±15%)	(Lux)	9282	8345	7579
Working Distance	(mm)	10	20	30
Illumination (number of rows)		X		
Illumination Active Area				
Active Length	(mm)	147		
Active Width	(mm)	147		
Emission Angle	(deg.)	0		
Eye Safety Class ( IEC62471)		II		
Electrical Information				
Lighting Supply Voltage (constant voltage mode)		24V ± 2%		
Continuous Current	(mA)	500		
Power Consumption	(W)	12		
Lighting Casing Temperature, Operating after 60 minutes	°C	50.9		
Strobe Mode Specification				
Pulse Operation		YES		
Max. Lighting Supply Voltage (constant voltage power supply)	(V)	Pulsing at 24VDC to 48VDC, 0-10% Duty Cycle Recommended at 36VDC		
Pulse Current, (Max. 10 msec) (constant current power supply)	(mA)	1500		
Max. Trigger Pulse Duration	(msec)	10		
Duty Cycle		0-10%		
Additional Information				
Additional Cooling Method		Attached to machine part for better heat dissipation		
Intensity Controller Selection		SD/SDA-Series		
CE Conformity		YES		
RoHS Compliance		YES		
Connection				
Connector Type (default)		M12 5 PIN CONNECTOR (MALE)		
Cable Length (out from lighting)	( mm )	700		
Pin Configuration		Pin	Signal	Cable Colour
		1	24V	BROWN
		2	-	WHITE
		3	GND	BLUE
		4	-	BLACK
		5	-	GRAY
Extension Cable				
Connector Type (default)		M12 5 PIN CONNECTOR (FEMALE)		
Part Number		EXT-FL-M12F-3M-24V		
Cable Length (out from female connector)	(mm)	3000		
Extension Cable (connect to M12 5 Pin Male Connector from lighting)				
Application				
Illumination Type		Backlight Illumination		
Application Use		Lead frame inspection, shape recognition, size measurement		

## HBBX-00-160X160-X-B-24V

Advantages	
PCBA Cascade	
Easy Mounting	<div>Join Bracket (Angle Mount)</div>  <div>L Bracket (Vertical Mount)</div>  <div>L-shaped Plate (Horizontal Mount)</div> 

Uniform Graph ( Relative Irradiation Strength) - Representative pattern																							
<table border="1"> <thead> <tr> <th>COLOUR</th><th>TOLERANCE</th><th>L X W</th></tr> </thead> <tbody> <tr> <td>Red</td><td>± 5 %</td><td>75 X 72</td></tr> <tr> <td>Orange</td><td>± 10 %</td><td>102 X 99</td></tr> <tr> <td>Yellow</td><td>± 15 %</td><td>127 X 120</td></tr> <tr> <td>Green</td><td>± 20 %</td><td>137 X 133</td></tr> <tr> <td>Blue</td><td>± 25 %</td><td>142 X 140</td></tr> <tr> <td>Purple</td><td>± 30 %</td><td>145 X 145</td></tr> </tbody> </table>	COLOUR	TOLERANCE	L X W	Red	± 5 %	75 X 72	Orange	± 10 %	102 X 99	Yellow	± 15 %	127 X 120	Green	± 20 %	137 X 133	Blue	± 25 %	142 X 140	Purple	± 30 %	145 X 145		
COLOUR	TOLERANCE	L X W																					
Red	± 5 %	75 X 72																					
Orange	± 10 %	102 X 99																					
Yellow	± 15 %	127 X 120																					
Green	± 20 %	137 X 133																					
Blue	± 25 %	142 X 140																					
Purple	± 30 %	145 X 145																					