

1

2

3

4

5

6

7

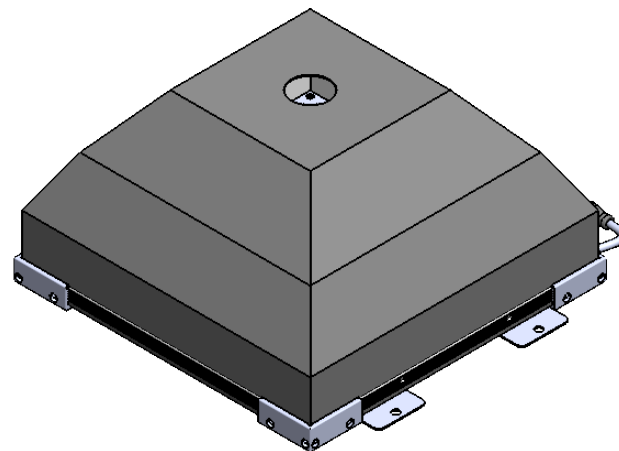
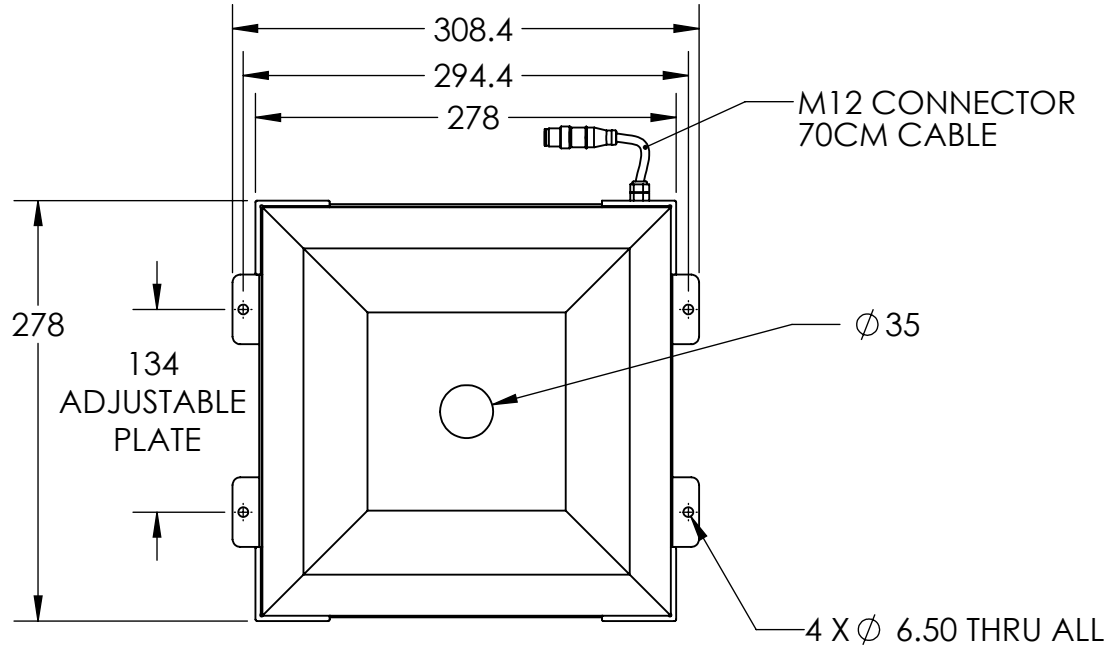
8

## REVISIONS

REV.	DESCRIPTIONS	EDIT BY	DATE:(d/m/y)
01	NEW DRAWING LAYOUT	SL LEE	27/10/2015
-	-	-	dd/mm/yyyy

D

D

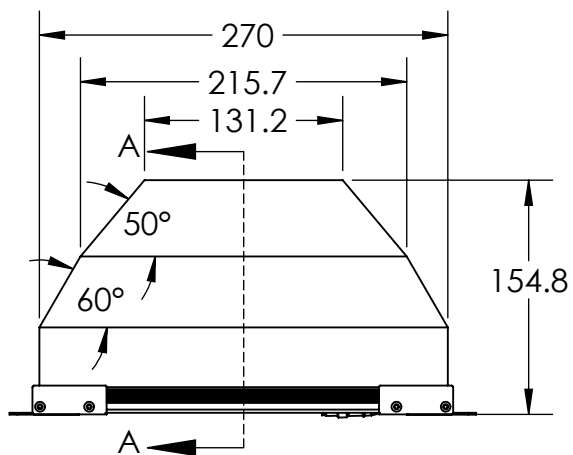
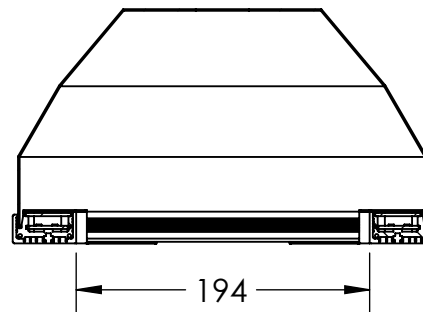


C

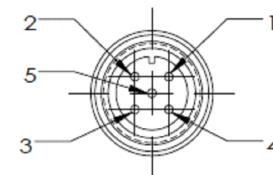
C

B

B

SECTION A-A  
SCALE 1 : 5

MALE



PIN 1	BROWN	24V
PIN 2	WHITE	-
PIN 3	BLUE	GND
PIN 4	BLACK	-
PIN 5	GRAY	-

A

A

CUSTOMER APPROVED  
& DATE

DESIGN BY	FASIAH
CHECK BY	KB TAN
DATE	4/11/2017
MATERIAL	-
FINISHING	-
QTY	-

UNIT:	MM
REVISION:	01
SCALE:	1 : 5

PRODUCT SERIES: HIDQ SERIES

TITLE	DRAWING LAYOUT
PART NO	HIDQ-00-190-X-X-24V
DWG NO	-

SHEET 1 OF 1

1

2

3

4

5

6

7

8