

1

2

3

4

5

6

7

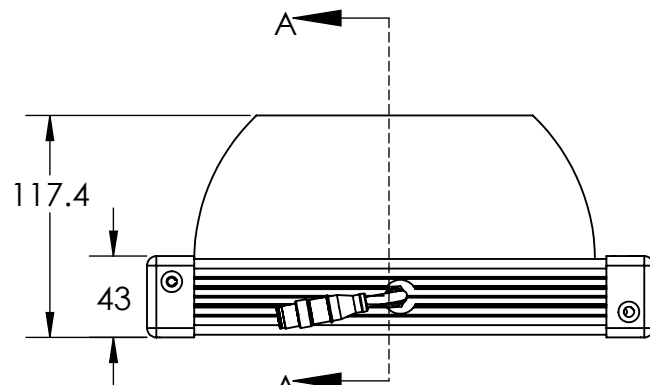
8

REVISIONS

REV.	DESCRIPTIONS	EDIT BY	DATE:(d/m/y)
01	NEW DRAWING LAYOUT	SL LEE	17/10/2015
-	-	-	dd/mm/yyyy

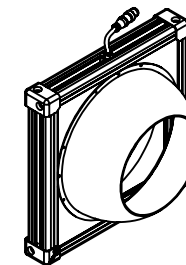
D

D



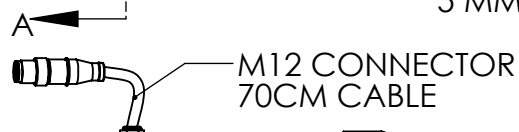
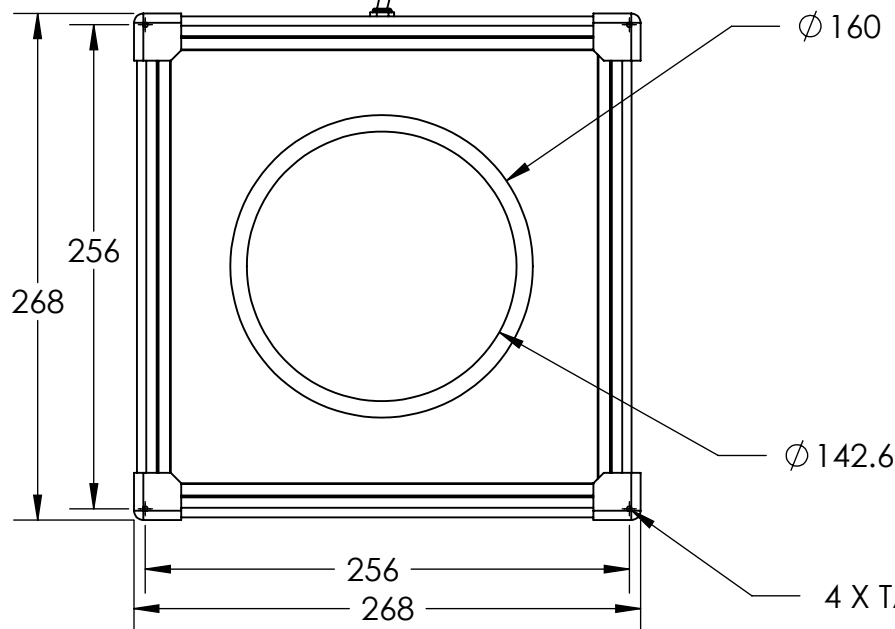
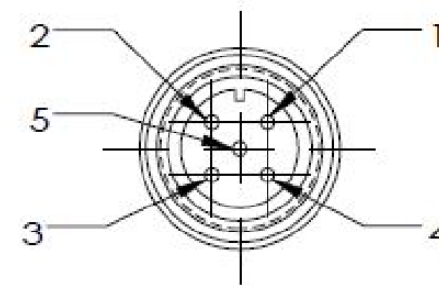
2 MM PLATE

5 MM PLATE

SECTION A-A
SCALE 1 : 4

C

C

M12 CONNECTOR
70CM CABLE $\varnothing 160$ $\varnothing 142.6$ 4 X TAP M3 ∇ 7.5

PIN 1	BROWN	24V
PIN 2	WHITE	-
PIN 3	BLUE	GND
PIN 4	BLACK	-
PIN 5	GRAY	-

B

B

A

A

CUSTOMER APPROVED
& DATE

DESIGN BY	SL LEE
CHECK BY	KB TAN
DATE	17/10/2015
MATERIAL	-
FINISHING	-
QTY	-

UNIT:	MM
REVISION:	01
SCALE:	1 : 4

PRODUCT SERIES: HDLR SERIES

TITLE	DRAWING LAYOUT
PART NO	HDLR-00-200-X-X-24V
DWG NO	-

SHEET 1 OF 1

1

2

3

4

5

6

7

8