

1

2

3

4

5

6

7

8

## REVISIONS

REV. DESCRIPTIONS

EDIT BY

DATE:(d/m/y)

D

D

C


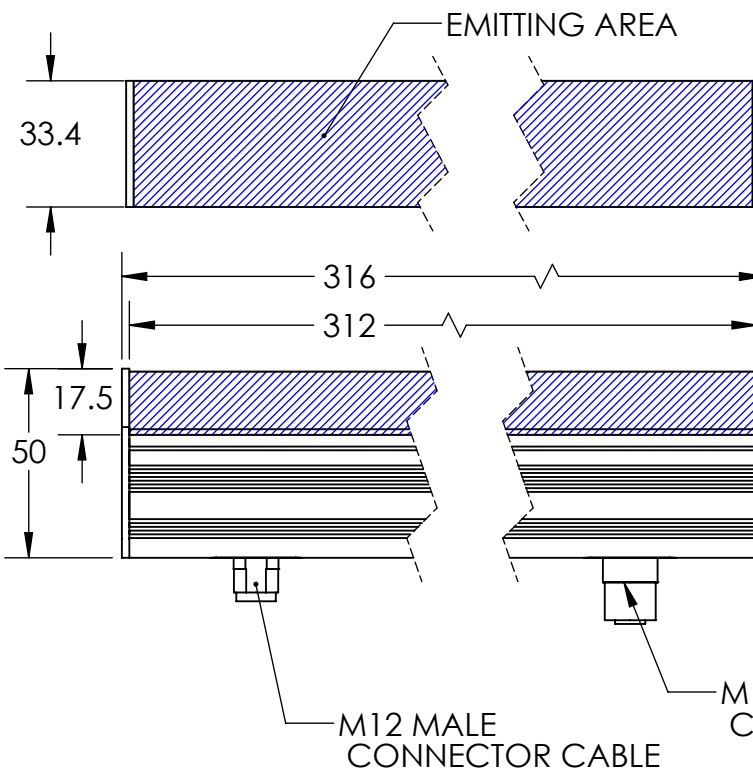
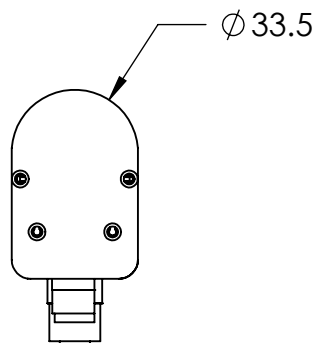
C

B

B

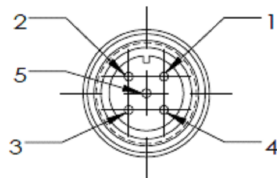
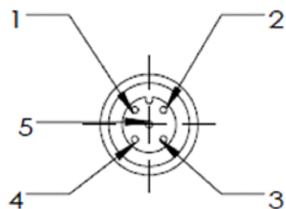
A

A



## FEMALE

## MALE

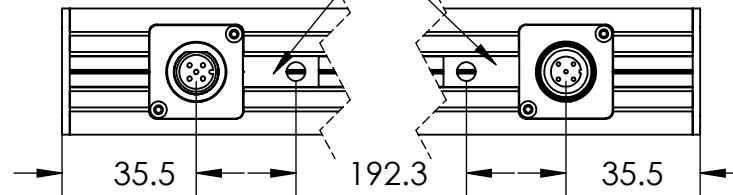


PIN 1	BROWN	24V
PIN 2	WHITE	-
PIN 3	BLUE	GND
PIN 4	BLACK	-
PIN 5	GRAY	-

PIN 1	BROWN	24V
PIN 2	WHITE	-
PIN 3	BLUE	GND
PIN 4	BLACK	-
PIN 5	GRAY	-

M12 MALE  
CONNECTOR CABLEM12 FEMALE  
CONNECTOR CABLE

2X ADJUSTABLE M6 NUTS



DESIGN BY	KB TAN
CHECK BY	KB TAN
DATE	22/01/2018
MATERIAL	-
FINISHING	-
QTY	-

UNIT:	MM
REVISION:	01
SCALE:	1:2

PRODUCT SERIES: HLBD3 SERIES

TITLE	DRAWING LAYOUT
PART NO	HLBD3-00-320-1-X-24V
DWG NO	-

SHEET 1 OF 1

1

2

3

4

5

6

7

8