

1

2

3

4

5

6

7

8

REVISIONS

REV.	DESCRIPTIONS	EDIT BY	DATE:(d/m/y)
01	NEW DRAWING LAYOUT	SL LEE	27/10/2015
-	-	-	dd/mm/yyyy

D

D

C


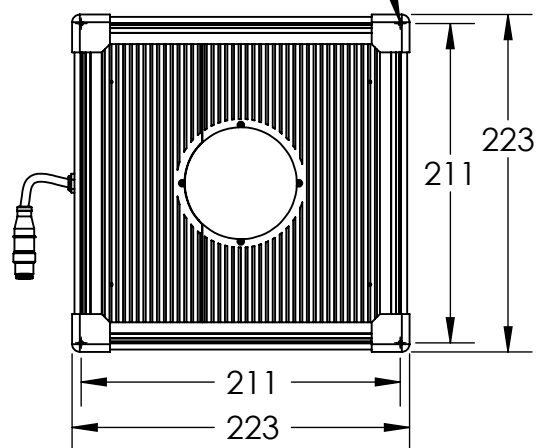
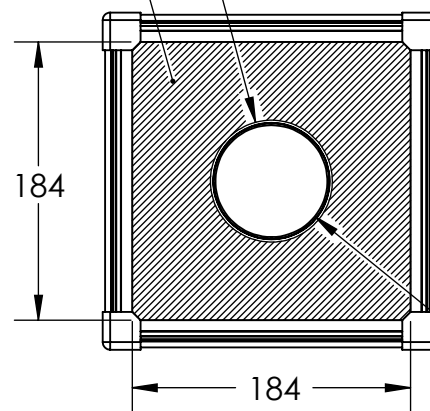
C

B

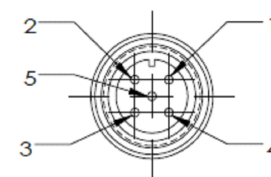
B

A

A

4 X TAP M3 ∇ 7.50EMITTING AREA $\varnothing 80.6$ M12 CONNECTOR
70CM CABLE $\varnothing 74$

MALE



PIN 1	BROWN	24V
PIN 2	WHITE	-
PIN 3	BLUE	GND
PIN 4	BLACK	-
PIN 5	GRAY	-

CUSTOMER APPROVED
& DATE

DESIGN BY	FASIAH
CHECK BY	KB TAN
DATE	29/1/2018
MATERIAL	-
FINISHING	-
QTY	-

UNIT:	MM
REVISION:	01
SCALE:	1 : 5

PRODUCT SERIES: HBR3 SERIES

TITLE	DRAWING LAYOUT
PART NO	HBR3-00-190-X-X-24V
DWG NO	-

SHEET 1 OF 1

1

2

3

4

5

6

7

8